



CORPORATE TRAVEL


6 Days – 5 Nights

Merusaka Hotel Nusa Dua



KAWASAN WISATA NUSA DUA LOT S-3, KABUPATEN BADUNG, BALI 80363

Note: Merusaka Hotel to Westin Hotel 5 minute by car




ACCOMMODATION OPTION 2

Courtyard Bali Nusa Dua Resort



KAWASAN PARIWISATA LOT SW1, NUSA DUA, BALI 80363 SEMENTS




Bonding Balinese

PLANT BASED FOOD



What are the benefits :

- ✓ Providing energy supply for our body
- ✓ Boosting immunity
- ✓ Improving our digestive metabolism
- ✓ Excellent for weight-control purpose
- ✓ Helps anti-aging process



CHEF

Made Runatha



I have been working in the food industry for almost 42 years. Initially, I was trained as conventional cook to serve common food as in most hotels and restaurants. My previous experiences had included working for establishments in Bali, Beijing, The Middle-East, Australia, and Europe before joining Five Elements as Plant-based chef for 7 years. In 2015, I resigned from Five Elements to start my own business by opening Moksa Plant-based restaurant in Ubud.





ITINERARY

NUSA DUA, BALI



Day 1



Arrival by multiple flights in Bali

18.00 – 19.00

Team Briefing



Pick up service by an English-speaking guide at Gusti Ngurah Rai Airport and direct transfer to hotel in Nusa Dua

19.00 – 20.30

Welcome dinner at the hotel



Check in at the hotel and the remainder of the day is free at leisure



Day 2

06.30 – 08.00

Morning activity: walking along the beach and inside the Nusa Dua Compound

08.00 – 09.00

Breakfast and preparation for the meeting

09.00 – 12.00

Meeting morning session (incl.coffee break)

12.00 – 13.00

Lunch

13.00 – 14.30

Meeting afternoon session (incl.coffee break)

14.30 – 15.00

Break

15.00 – 17.00

Bonding (Balinese plant based)

17.00 – 17.30

Preparation dinner

17.30 – 18.00

**Depart for Kedonganan Beach for dinner Menu :
Seafood grilled**

18.00 – 20.00

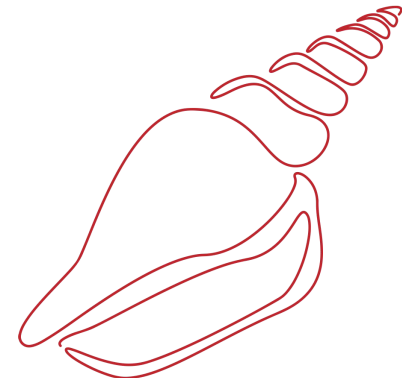
Dinner at Kedonganan Ganesha Café

20.00 – 20.30

Return to the hotel

20.30

Free time



Day 3

06.30 – 07.30

Morning activity: Yoga burn

07.30 – 09.00

Breakfast and preparation for the training

09.00 – 12.00

Training session (incl.coffee break)

**2pax will be transferred to BICC/Westin to attend Conference*

12.00 – 13.00

Lunch

13.00 – 17.00

Training session (incl.coffee break)

**2pax will be transferred back from BICC/Westin after the Conference*

17.00 – 18.45

Free time

18.45 – 19.00

Depart for Art Café Bumbu Bali restaurant

19.00 – 20.30

Dinner, menu Balinese Food

20.30 – 20.45

Return to the hotel

20.45

Free time



Day 4

06.30 – 07.30

Morning activity: Aerobic

07.30 – 09.00

Breakfast and preparation for the training

09.00 – 12.00

Training session (incl.coffee break)

*2pax will be transferred to BICC/Westin to attend Conference

12.00 – 13.00

Lunch

13.00 – 17.00

Training session (incl.coffee break)

*2pax will be transferred back from BICC/Westin after the Conference

17.00 – 18.45

Free time

18.45 – 19.00

Depart for Dijon Cafe

19.00 – 20.30

Dinner, menu Indonesian & International Food

20.30 – 20.45

Return to the hotel

20.45

Free time





Day 5 option 1

UBUD & SHOPPING



To be continued next page

06.30 – 08.00

Breakfast

08.00 – 09.15

Depart for Batuan Temple

09.15 – 09.45

Visit the 13th century Batuan Temple with typical Balinese Temple's architecture and exquisite stone sculpture

09.45 – 10.00

Depart to Ubud

10.00 – 11.30

**Shopping and personal exploration of Ubud's center,
Browse through the shops and boutiques along the main street,
explore Ubud place or visit one of its fine art museums**

11.30 – 12.15

Depart for a local restaurant

12.15 – 14.15

Lunch at Café Batu Jimbar

14.15 – 14.45

Return to the hotel

14.45 – 15.45

Free time

15.45 – 16.45

Depart for Sababay Winery

16.45 – 17.15

Winery tour

17.15 – 18.30

Wine tasting while enjoying Kecak Dance Performance

18.30 – 20.30

Farewell Dinner

20.30 – 21.30

Return to the hotel



Day 5 option 2

ULUWATU TEMPLE & SHOPPING



To be continued next page

06.30 – 08.00

Breakfast

08.00 – 08.45

Depart for Uluwatu Temple

08.45 – 09.45

Visit Uluwatu temple, an 11th century shrine perched on a sheer cliff about 300 meters from the sea

09.45 – 10.15

Depart to Seminyak

10.15 – 11.45

Shopping in the town of seminyak

11.45 – 12.00

Depart for a local restaurant

12.00 – 13.30

Lunch at Warung Made Seminyak

13.30 – 14.15

Return to the hotel

14.15 – 15.15

Free time

15.15 – 16.15

Depart for Sababay Winery

16.15 – 17.00

Winery tour

17.00 – 18.30

Wine tasting while enjoying Kecak Dance Performance

18.30 – 20.30

Farewell Dinner

20.30 – 21.30

Return to the hotel



Day 6



06.30 – 10.30 Breakfast



Check out and proceed with the departure transfers to the airport according to the respective flights



Fly from Bali to home destination



IMPORTANT INFORMATION

For travelers in visiting Indonesia



LIST OF 23 COUNTRIES THAT GET VOA TO ENTER BALI/JAKARTA :

- | | | | | |
|----------------------------|---------------|---------------|---------------|------------------------|
| - United States of America | - Philippines | - Cambodia | - Myanmar | - Thailand |
| - Australia | - English | - Canada | - France | - Turkey |
| - Dutch | - Italy | - South Korea | - Qatar | - United Arab Emirates |
| - Brunei Darussalam | - Japan | - Laos | - New Zealand | - Vietnamese |
| | - German | - Malaysia | - Singapore | |

The rate of Non-Tax State Revenue (PNBP) for VoA is applied per the Attachment to Government Regulation No. 28 of 2019, which is Rp. 500,000,-

The stay time for foreign tourists holding VoA is valid for 30 days. Furthermore, the stay period can be extended only once with a maximum stay period of 30 days.

The requirements that foreigners must prepare to get a VoA at the Immigration counter are as follows:

- Have a passport that is still valid for at least 6 (six) months
- PCR results within 48 hours before departure/arrival in Bali
- Purchase Covid Travel Insurance through "JAGAWISATA" with the following link: <https://www.jagawisata.com/COVID19/>
- Must have a return ticket or a pass to continue the journey to another country
- Must have a hotel booking in Bali

Note: other than the name of the country listed above, you can apply for a visa online as usual. There are no additional special requirements



IMPORTANT TO KNOW

How to download "PeduliLindungi" App

- Go to Play Store (Android) or App Store (ios)
- Search "PeduliLindungi"
- Download "PeduliLindungi" App
- Once installed, open "PeduliLindungi" App to complete your profile
- Choose "Warga Negara Asing" (foreigners) and your preferred language
- Create an account or log in with registered account
- Enter verification code (OTP) that have been sent via email
- Allow "PeduliLindungi" App to access location, media, and camera on your device
- Complete your profile in "PeduliLindungi" App
- Show your profile in the "PeduliLindungi" App to the airport's port health officer
- Port health officer will check your "PeduliLindungi" profile before you can continue the immigration and customs process
- You can use "PeduliLindungi" for check-in in public spaces.

"Welcome to Indonesia please stay safe and comply with health protocols to minimize the risk of COVID-19 transmission"





THANK YOU

David Widjaja - david@djago.com.au • Sandy Lokas - sandy@djago.com.au